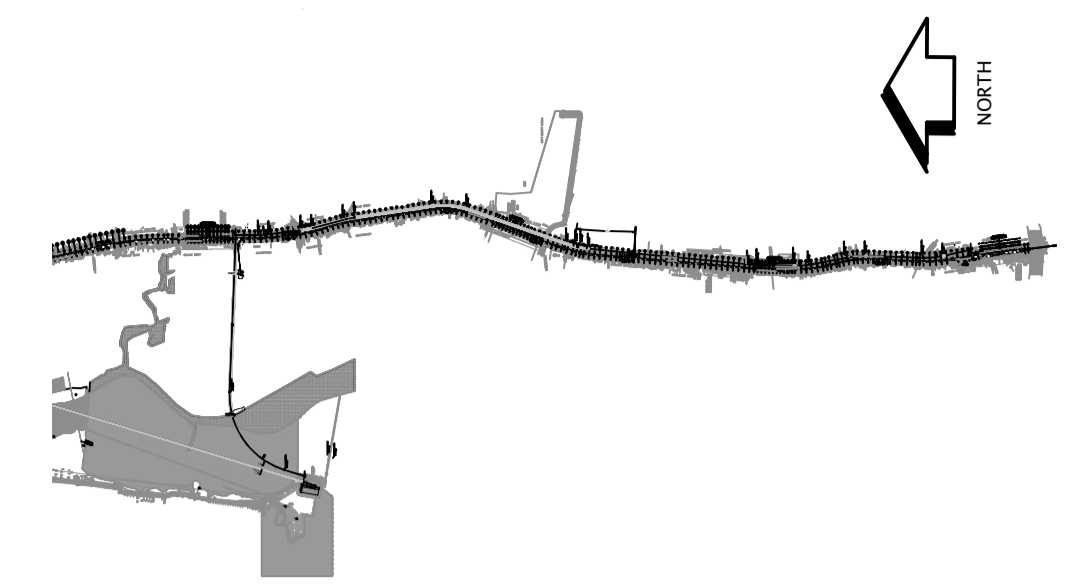
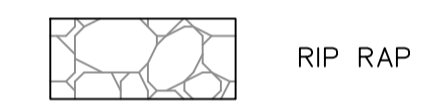
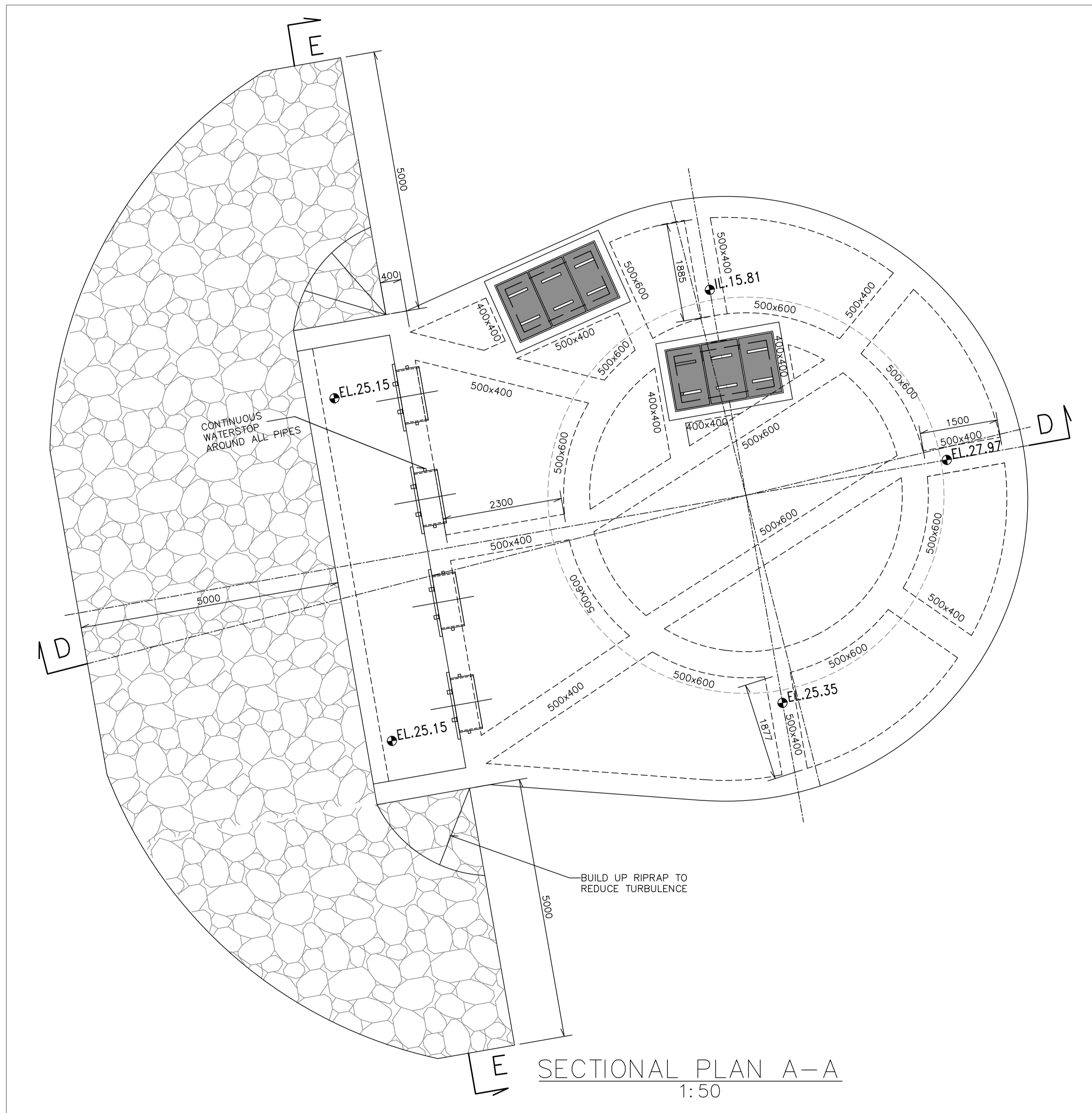


KEY PLAN



NOTES:

- 1. ALL DIMENSIONS ARE IN MILLIMETERS AND LEVELS ARE IN METERS UNLESS OTHERWISE INDICATED.
- 2. ALL CONCRETE TO BE GRADE M50 EXCEPT WHERE OTHERWISE STATED.
- 3. SHAFTS ARE TO BE MADE WATER TIGHT.
- 4. SEWER GRADIENTS TO BE MAINTAINED ACROSS MANHOLE.
- 5. STRUCTURAL DESIGN OF THE PERMANENT WORKS IS BASED UPON THE SHAFT BEING CONSTRUCTED IN AN OPEN EXCAVATION AND BACKFILLED AROUND.
- 6. DIMENSIONS OF PERMANENT STRUCTURAL WORKS SHOWN ARE INDICATIVE. THE CONTRACTOR SHALL DESIGN THE PERMANENT STRUCTURAL WORKS TO THE APPROVAL OF THE ENGINEER, TO SUIT THE CONTRACTOR'S METHOD OF WORKING AND TEMPORARY WORKS. CONTRACTOR TO SUBMIT CONSTRUCTION METHODOLOGY OF TEMPORARY AND PERMANENT WORKS TO THE APPROVAL OF THE ENGINEER.
- 7. SHAFT INTERNAL DIAMETER GIVEN IS THE MINIMUM TO BE PROVIDED.
- 8. FINISHED GROUND LEVEL TO MATCH EXISTING ROAD LEVEL.
- 9. INVERT LEVELS MAY VARY SLIGHTLY DURING EXECUTION.



SIGN.	INITIALS	REVISIONS																			
SIGN.	INITIALS	REVISIONS																			
P1	SIGN.	INITIALS	MMS	CB	CB	CB		AR		SVP	SVP								08-04-2019		
P0	SIGN.	INITIALS	MMS	CB	CB	CB		AR		SVP	SVP								29-07-2016		
ISSUE			DRN	DSN	CHD				CV	EL	IC	ME					PE/PM	APPD	DATE		
														CLEARED							

TENDER PURPOSE ONLY  
SCALE AS SHOWN  
'P' (PRELIMINARY) ISSUES ARE NOT TO BE USED FOR CONSTRUCTION / FABRICATION BUT ARE ISSUED FOR LIMITED PURPOSES ONLY AS INDICATED IN THE SMALL BLOCK ABOVE THIS BLOCK.  
CONSTRUCTION / FABRICATION WORK IS PERMITTED ON 'R' (RELEASED) ISSUES ONLY.  
INFORMATION CONTAINED WITHIN 'HOLD' IS NOT RELEASED FOR CONSTRUCTION / FABRICATION. FIELD MUST GET DESIGN OFFICE TO CLEAR 'HOLDS' IN TIME BEFORE PROCEEDING WITH ANY CONSTRUCTION / FABRICATION WORK RELATED TO 'HOLDS'.  
Proprietary rights of the information contained herein belong to TCE. This information is intended to be used for the mentioned purpose/project only. In case of misuse of information and any claim arising thereof, cost and consequence will be on the party misusing the information.  
FILE NAME: TCE.10255A-CV-3057-GA-31029

MUNICIPAL CORPORATION OF GREATER MUMBAI  
MUMBAI SEWAGE DISPOSAL PROJECT STAGE II-PRIORITY WORKS  
PRIORITY SEWER TUNNEL - PHASE 2 (PST II)  
GENERAL ARRANGEMENT  
TUNNEL SHAFT S09A-SECTIONAL PLAN

TATA CONSULTING ENGINEERS LIMITED  
MUMBAI